



Under-Engineered Patterns

#WCBUF 2023



About Adrian Roselli

- I've written some stuff,
- (former) Invited Expert at W3C,
- Building for the web since 1993,
- Learn more at AdrianRoselli.com,
- Avoid on Twitter @aardrian.



A LIST APART



Under-Engineered How?

- Native HTML
- Minimal styling
- Minimal script (no libraries, frameworks, resets)
- Minimal ARIA (if any)
- Accessible by default



Under-Engineered How?

- Support assorted states (disabled, errored, mixed, etc)
- Support scaling (zoom or text)
- Meet WCAG contrast minimums
- Support WHCM / Contrast Themes / forced-colors
- Support prefers-reduced-motion
- Support prefers-color-scheme
- Support printing
- Work with non-LTR languages

Text Boxen





Text Boxen

```
textarea,  
input {  
  font: inherit;  
  letter-spacing: inherit;  
  word-spacing: inherit;  
}
```



Text Boxen

- The font declaration inherits:
 - font-size
 - font-family
 - font-style
 - font-variant
 - font-weight
 - font-stretch
 - font-height
 - line-height



Text Boxen

- letter-spacing
 - Text boxes are unaffected when user/author changes on ancestors
 - Must explicitly inherit
 - Useful to support SC 1.4.12 Text Spacing
 - Not in any CSS resets I have found
- word-spacing
 - Text boxes are unaffected when user/author changes on ancestors
 - Must explicitly inherit
 - Useful to support SC 1.4.12 Text Spacing
 - Not in any CSS resets I have found

Assorted Fields

Text area:

Lorem ipsum dolor sit
amet.

Text Input:

Frank

Spaced Text

Text area:

Lorem ipsum dolor sit
amet.


Text Input:

Frank

Assorted Inputs

▼ Show them all

button



mm / dd / yyyy

mm / dd / yyyy , -- : -- --


email

Browse...

No file selected.

image

month



reset

search

submit

tel

text

-- : -- --

url

week

datetime

Assorted Fields

Text area:

Lorem ipsum dolor sit amet.

Text Input:

Frank

Spaced Text

Text area:

Lorem ipsum dolor sit
amet.


Text Input:

Frank

Assorted Inputs

▼ Show them all

button



mm/dd/yyyy

mm/dd/yyyy, --:-- --

email

Browse...

No file selected.

image

month



reset

search

submit

tel

text

--:-- --

url

week

datetime



Text Boxen

- What you get for free:
 - Internationalization support
 - Windows High Contrast Mode / forced-colors mode support
 - Print support



Text Boxen

- What you can add:
 - A border for better visibility
 - Padding for breathing room
 - More obvious styles for
 - Focused
 - Required
 - Errored
 - Disabled (though I suggest not using them)
 - Read-only (though I suggest not using them)
 - Dark mode styles
- All must still meet WCAG and internationalization best practices



Text Boxen

```
textarea,  
input:not([type="checkbox"]):not([type="file"]):not([type="image"]):n  
ot([type="radio"]):not([type="range"]) {  
  border: 0.1em solid;  
  padding: 0 0.2em;  
}
```



Text Boxen: Focused

```
textarea:focus,  
input:not([type="checkbox"]):not([type="file"]):not([type="image"]):n  
ot([type="radio"]):not([type="range"]):focus {  
  outline: 0.15em solid #00f;  
  box-shadow: 0 0 0.2em #00f;  
}
```



Text Boxen: Required

```
textarea[required],  
input:not([type="checkbox"]):not([type="file"]):not([type="image"]):n  
ot([type="radio"]):not([type="range"])[required] {  
  border-inline-start-width: 0.3em;  
}
```



Text Boxen: Errored

```
textarea[aria-invalid],
input:not([type="checkbox"]):not([type="file"]):not([type="image"]):not([type="radio"]):not([type="range"])[aria-invalid] {
    background: linear-gradient(135deg, rgba(255,0,0,1) 0,
    rgba(255,0,0,1) .4em, rgba(255,255,255,0) .4em);
}
```




Text Boxen: Read-only

```
textarea[readonly],
input:not([type="checkbox"]):not([type="file"]):not([type="image"]):n
ot([type="radio"]):not([type="range"])[readonly] {
  border-inline-start: none;
  border-block-start: none;
  border-inline-end: none;
}
```

Assorted Fields

Text area:

Lorem ipsum dolor sit amet.

Text Input:

Frank

Fields with Attributes

Read-only Text Input:

Phrank

Required Text Input:

Errored Text Input:

Errored Required Text Input:

Disabled Fields

Mumble:

Lorem ipsum dolor sit amet.

Assigned Name:

Still Frank

#WCBUF 2023

שדות שונים

לקשט:

Lorem ipsum dolor
לשבת
אמט.

שם פרטי:

Frank

נדרש:

#WCBUF 2023

Selects





Selects

```
select {  
  font: inherit;  
  letter-spacing: inherit;  
  word-spacing: inherit;  
}
```



Selects: Before

Basic

Choose a pet

One of these cuddly options... ▼

Spaced Text

Choose a pet

One of these cuddly options... ▼



Selects: After

Basic

Choose a pet

One of these cuddly options... ▼

Spaced Text

Choose a pet

One of these cuddly options... ▼



Selects: Replace the Arrow

```
select { /* from Filament */  
  -moz-appearance: none;  
  -webkit-appearance: none;  
  appearance: none;  
}  
select:not([multiple]) { /* mine again */  
  padding-right: 1.2em;  
  background-repeat: no-repeat;  
  background-position: calc(100% - 0.25em) 0.35em;  
  background-size: 0.85em auto;  
  background-image: url("data:image/svg+xml,...");  
}
```



Selects: Assorted Bits and States

- What you can add:
 - A border for better visibility
 - Padding for breathing room
 - More obvious styles for
 - Focused
 - Required
 - Errored
 - Disabled (though I suggest not using them)
 - Read-only (though I suggest not using them)
 - Dark mode styles
- All must still meet WCAG and internationalization best practices



Selects: All Together

Basic

Choose a pet

One of these cuddly options... ▼

Multiple

Choose a pet

One of these cuddly options... ▲

Dog

Cat

Hamster

Parrot

Spider ▼

Required

Choose a pet

One of these cuddly options... ▼

Required Multiple

Choose a pet

One of these cuddly options... ▲

Dog

Cat

Hamster ▼



er

Errored

Choose a pet

One of these cuddly options... ▼

Errored Multiple

Choose a pet

One of these cuddly options... ▲

Dog

Cat

Hamster ▼

Disabled

Choose a pet

One of these cuddly options... ▼

Disabled Multiple

Choose a pet

One of these cuddly options... ▲

Dog

Cat

Hamster ▼

الأساسي

اختر حيوانًا أليفًا

أحد هذه الخيارات المحببة... ▼

مضاعف

اختر حيوانًا أليفًا

أحد هذه الخيارات المحببة... ▲

الكلب

قط

الهامستر

ببغاء

العنكبوت ▼



Select: Other Benefits

- Fixes iOS/iPadOS zoom-on-focus 'feature'
 - No need for font-size: 16px, or other variations
- Native `<select>`s dismiss on a gesture instead of navigating

Android 12,
Chrome 100,
TalkBack 12.1



Select: Other Benefits

- Here it is on iOS.

iPadOS 15.1,
Safari 15.2,
VoiceOver

Checkboxes and Radios





Checkboxes and Radio Buttons

```
input[type=radio],  
input[type=checkbox] {  
  accent-color: #090;  
}
```

Please fill out the things.

Send Me Spam

- Please send me all the spam.
- Please send it to my neighbor.
- Here is an option that is probably too long to fit on one line so it is an opportunity to test wrapping.
- This one is disabled

- I have read your terms and they make no sense.
- Please send me free things.
- Regardless of my choice above, sign me up for all your physical and electronical spam.

אנא מלא את הדברים.

שלח לי דואר זבל

- אנא שלחו לי את כל הספאם.
- אנא שלחו אותו לשכני.
- הנה אפשרות שכנראה ארוכה מכדי שתתאים לקו אחד ולכן זו הזדמנות לבחון עטיפה.
- זה מושבת

- קראתי את התנאים שלך והם לא הגיוניים.
- אנא שלחו לי דברים בחינם.
- ללא קשר לבחירה שלי למעלה, הירשם אלי לכל ספאם הפיזי והאלקטרוני שלך.



Checkboxes and Radio Buttons: Customized

- What you will need to manage:
 - Checked
 - Mixed (checkbox only)
 - Focused ?
 - Required ?
 - Errored ?
 - Disabled (though I suggest not using them)
 - Read-only (though I suggest not using them)
 - Dark mode styles
 - WHCM / CM / forced-colors
- All must still meet WCAG and internationalization best practices



Checkboxes and Radio Buttons: Customized

```
input[type=radio],  
input[type=checkbox] {  
  position: absolute;  
  top: auto;  
  overflow: hidden;  
  clip: rect(1px, 1px, 1px, 1px);  
  width: 1px;  
  height: 1px;  
  white-space: nowrap;  
}
```



Checkboxes and Radio Buttons: Customized

```
input[type=radio],  
input[type=checkbox] {  
  -webkit-appearance: none;  
  appearance: none;  
  /* to address a Safari bug */  
  background: #fff;  
}
```



Checkboxes and Radio Buttons: Customized

```
<input type="radio" name="spam" id="spamY" checked>  
<label for="spamY">  
  Please send me all the spam.  
</label>
```



Checkboxes and Radio Buttons: Customized

```
input[type=radio] + label::before,  
input[type=checkbox] + label::before {  
  content: '';  
  background: inherit;  
  border: .1em solid rgba(0, 0, 0, .75);  
  display: block;  
  float: left;  
  width: 1em;  
  height: 1em;  
  margin-inline-start: -1.5em;  
  margin-block-start: .15em;  
  vertical-align: top;  
  cursor: pointer;  
  text-align: center;  
  transition: all .1s ease-out;  
}
```



Checkboxes and Radio Buttons: Customized

```
input[type=radio] + label::before {  
  border-radius: 100%;  
}
```

```
input[type=radio]:checked + label::before {  
  background-color: #00f;  
  box-shadow: inset 0 0 0 .15em rgba(255, 255, 255, .95);  
}
```



Checkboxes and Radio Buttons: Customized

```
input[type=checkbox] +  
label::after {  
  display: block;  
  content: '';  
  position: absolute;  
  top: .5em;  
  left: .5em;  
  width: 1em;  
  height: 1em;  
  transform: rotate(0deg);  
  transition: all .1s ease-out;  
}
```

```
input[type=checkbox]:checked +  
label::after {  
  top: .4em;  
  left: .7em;  
  width: .4em;  
  height: .8em;  
  border-right: .25em solid #00f;  
  border-bottom: .25em solid #00f;  
  transform: rotate(45deg);  
}
```



Checkboxes and Radio Buttons: Customized

```
*[dir="rtl"] input[type=radio] + label::before,  
*[dir="rtl"] input[type=checkbox] + label::before {  
  float: right;  
}  
*[dir="rtl"] input[type=checkbox] + label::after {  
  left: auto;  
  right: .5em;  
}  
*[dir="rtl"] input[type=checkbox]:checked + label::after {  
  left: auto;  
  right: .7em;  
}
```



Checkboxes and Radio Buttons: Customized

```
@media screen and (forced-colors: active) {  
  ...  
}
```

```
@media screen and (prefers-color-scheme: dark) {  
  ...  
}
```

```
@media print {  
  ...  
}
```


Please fill out the things.

Send Me Spam

- Please send me all the spam.
- Please send it to my neighbor.
- Here is an option that is probably too long to fit on one line so it is an opportunity to test wrapping.
- This one is disabled

I have read your terms and they make no sense.

Please send me free things.

Regardless of my choice above, sign me up for all your physical and electronical spam.

אנא מלא את הדברים.

שלח לי דואר זבל

אנא שלחו לי את כל הספאם.

אנא שלחו אותו לשכני.

הנה אפשרות שכנראה ארוכה מכדי שתתאים לקו אחד ולכן זו הזדמנות לבחון עטיפה.

זה מושבת

קראתי את התנאים שלך והם לא הגיוניים.

אנא שלחו לי דברים בחינם.

ללא קשר לבחירה שלי למעלה, הירשם אלי לכל ספאם הפיזי והאלקטרוני שלך.



Checkboxes and Radio Buttons: Customized

- Extra lift, but can thoroughly match your brand
- Still no need for external libraries
- Still using native HTML
- Allows you to go beyond what the browsers provide
 - Better focus styles
 - Stronger contrast
 - Larger hit areas

Toggles





Toggles

Use `<input type="checkbox">` if:

- you want to progressively enhance the control,
- flipping the toggle will only take effect when the user submits it.

Use `<button aria-pressed>` if:

- you can count on JavaScript being available,
- flipping the toggle has an immediate effect.



Toggles

```
<input type="checkbox" id="Foo">  
<label for="Foo">  
  Styled checkbox  
</label>
```

```
<button type="button" aria-pressed="false"  
onclick="toggle(this.id);">  
  Styled button  
</button>
```



Toggles

Default checkbox

Styled checkbox

Default button

Styled button



Toggles

```
.toggles [type="checkbox"] {
  /* hide it */
}

.toggles [type="checkbox"] + label {
  /* position it */
}

.toggles [type="checkbox"] + label::before,
.toggles [type="checkbox"] + label::after {
  /* set transition */
}

.toggles [type="checkbox"] + label::before {
  /* pill */
}

.toggles [type="checkbox"] + label::after {
  /* thumb */
}

.toggles [type="checkbox"]:checked + label::after {
  /* color and position */
}

.toggles [aria-pressed] {
  /* remove button styles */
  /* position text */
}

.toggles [aria-pressed]::before,
.toggles [aria-pressed]::after {
  /* set transition */
}

.toggles [aria-pressed]::before {
  /* pill */
}

.toggles [aria-pressed]::after {
  /* thumb */
}

.toggles [aria-pressed="true"]::after {
  /* color and position */
}
```



Toggles: Script

```
function toggle(btnID) {  
  var theButton = document.getElementById(btnID);  
  if (theButton.getAttribute("aria-pressed") == "false") {  
    theButton.setAttribute("aria-pressed", "true");  
  } else {  
    theButton.setAttribute("aria-pressed", "false");  
  }  
}
```




Toggles

Toggles

- Push alerts to my browser.
- Please send me free things.
- I have read your terms and they make no sense.
- This one is indeterminate.

Flipped Toggles

- Wifi
- Cellular service
- Bluetooth
- Airplane mode



Toggles

RTL Toggles

לחץ על התראות לדפדפן שלי.

אנא שלח לי דברים בחינם.

קראתי את התנאים שלך והם לא הגיוני.

זה לא מוגדר.

Flipped RTL Toggles

وای فائی

سیلور سروس

بلوٹوٹھ

ہوائی جہاز موڈ



Toggles: forced-colors

Toggles

- Push alerts to my browser.
- Please send me free things.
- I have read your terms and they make no sense.
- This one is indeterminate.

Flipped Toggles

Wifi



Cellular service



Bluetooth



Airplane mode





Toggles: Switch Role

- Switch role does not allow for a mixed value
 - aria-checked allows for mixed
 - aria-pressed allows for mixed
- Switch role does not always announce as a switch
 - Keep in mind for documentation
 - Announcement is mixed
 - Safari is best on desktop
 - Safari is worst on mobile
 - Firefox is best on mobile
 - Firefox is worst on desktop



Toggles: Are They Under-engineered?

- Uses the minimum necessary HTML
- Then piles on with the CSS
- Minimal script, and just for the button
- Fundamentally still a native HTML control

Multi-selects





Multi-selects

- Avoid <select multiple>
- Avoid ARIA listbox
- What native control also does this?



Multi-selects

```
<fieldset>
  <legend>Mammals</legend>
  <input type="checkbox" name="Mam" id="Mam01" value="Aardvark">
  <label for="Mam01">Aardvark</label>
  <input type="checkbox" name="Mam" id="Mam02" value="Babirusa">
  <label for="Mam02">Babirusa</label>
  <input type="checkbox" name="Mam" id="Mam03" value="Chipmunk">
  <label for="Mam03">Chipmunk</label>
  ...
</fieldset>
```




Multi-selects

```
<fieldset>
  <legend>Mammals</legend>
  <p>
    <a href="#Skip">Skip to next group</a>
  </p>
  <input type="checkbox" name="Mam" id="Mam01" value="Aardvark">
  <label for="Mam01">Aardvark</label>
  <input type="checkbox" name="Mam" id="Mam02" value="Babirusa">
  <label for="Mam02">Babirusa</label>
  ...
</fieldset>
```



Multi-selects

Mammals

[Skip to next group](#)

- Aardvark
- Babirusa
- Chipmunk
- Douc
- English Cream Golden Retriever
- Fennec Fox
- Gibbon



Multi-select, but you hate tall content

```
<fieldset tabindex="0">  
  <legend>Mammals</legend>  
  ...  
</fieldset>
```



Multi-select, but you hate tall content

```
fieldset[tabindex] {  
  max-height: 11.5em;  
  max-width: 20em;  
  overflow: auto;  
}
```



Multi-select, but you hate tall content

Mammals

[Skip to next group](#)

- Aardvark
- Babirusa
- Chipmunk
- Douc
- English Cream Golden Retriever

This content is only here as a destination for the skip link.



Multi-select, but you hate fieldsets

```
<div role="group" aria-labelledby="ScrollingGroupLabel" tabindex="0">
  <p>
    <strong id="ScrollingGroupLabel">Mammals</strong>
  </p>
  <p>
    <a href="#Skip">Skip to next group</a>
  </p>
  <input type="checkbox" name="Mam" id="Mam01" value="Aardvark">
  <label for="Mam01">Aardvark</label>
  ...
</div>
```



Multi-select, but you hate fieldsets

```
[role="group"][aria-labelledby][tabindex] {  
  max-height: 12.75em;  
  max-width: 20em;  
  overflow: auto;  
  scroll-padding-top: 1em;  
}
```



Multi-select, but you hate fieldsets

```
[role="group"][aria-labelledby][tabindex] > p:first-child {  
  position: sticky;  
  top: 0;  
  background-color: var(--page-bg);  
}
```




Multi-select, but you hate fieldsets

Mammals

[Skip to next group](#)

- Aardvark
- Babirusa
- Chipmunk
- Douc
- English Cream Golden Retriever

This content is only here as a destination for the skip link.



Multi-select, but you hate letting people glance

```
<button type="button" aria-expanded="true" id="DisclosureGroupTrigger"
onclick="toggleDisclosure(this.id);" aria-controls="DisclosedGroup">
  <span class="icon">
    <svg ...>...</svg>
  </span>
  Mammals
  <span class="counter">( <span id="DisclosureGroupCheckCount">0</span> of <span
id="DisclosureGroupCount">26</span> selected)</span>
</button>

<div role="group" aria-labelledby="DisclosureGroupTrigger" id="DisclosedGroup"
tabindex="0">
  <p>
    <a href="#Skip04">Skip to next group</a>
  </p>
  <input type="checkbox" name="Mam" id="Mam01" value="Aardvark">
  <label for="Mam01">Aardvark</label>

</div>
```



Multi-select, but you hate letting people glance

```
/* Hide the set of checkboxes unless the button has aria-expanded=true */
button[aria-expanded="false"] + [role="group"][tabindex] {
  display: none;
}

/* Hide the selected counter unless JS has run */
button[aria-expanded]:not([data-js]) > .counter {
  display: none;
}

/* Only position the checkboxes over other content if JS has run */
button[aria-expanded][data-js] + [role="group"][tabindex] {
  position: absolute;
  background: #fff;
}

/* Hide the skip link if JS has run */
button[aria-expanded][data-js] + [role="group"][tabindex] > p {
  display: none;
}
```



Multi-select, but you hate letting people glance

▼ Mammals (3 of 26 selected)

- Aardvark
- Babirusa
- Chipmunk
- Douc
- English Cream Golden Retriever

on for the skip link.

[Multi-Selects](#). Lorem ipsum elit. Morbi aliquam, ci ultricies risus, et nisl. Vestibulum eu us tristique scelerisque.

Cūrapitur sit amet odio in est scelerisque gravida. Integer vitae mi interdum, egestas lectus id, varius arcu.

▼ Mammals

[Skip to next group](#)

- Aardvark
- Babirusa
- Chipmunk
- Douc
- English Cream Golden Retriever

This content is only here as a destination for the skip link.



Multi-select JavaScript Failure

No
JavaScript

Dependency Questions





Dependency Questions

What pet do you have?

- Dog
- Cat
- Bird
- Griffon
- Other

Group Label

- None
- Some

What pet do you have?

- Dog
- Cat
- Bird
- Griffon
- Other

Your pet

\$240 of pudding

Group Label

- None
- Some
 - Someone
 - Somewhat
 - Somewhere
 - Somehow
 - Someday



Dependency Questions

```
#p5:not(:checked) ~ div {  
  display: none;  
}
```




Dependency Questions

```
<input type="radio" name="pet" id="p5" value="Other">
<label for="p5">Other</label>
<div>
  <label for="mypet">Your pet</label><br>
  <input type="text" name="mypet" id="mypet">
</div>
```



Dependency Questions

```
fieldset {  
  display: flex;  
  flex: 1 1 1em;  
  flex-wrap: wrap;  
}  
fieldset input {  
  flex: 0 1 1em;  
}  
fieldset label {  
  flex: 1 1 calc(100% - 2em);  
}  
fieldset legend, fieldset > div {  
  flex: 1 1 100%;  
}  
fieldset > div {  
  margin-left: 1.5em;  
}
```



Dependency Questions

What pet do you have?

- Dog
- Cat
- Bird
- Griffon
- Other

Group Label

- None
- Some

What pet do you have?

- Dog
- Cat
- Bird
- Griffon
- Other

Your pet

\$240 of pudding

Group Label

- None
- Some
 - Someone
 - Somewhat
 - Somewhere
 - Somehow
 - Someday

Responsive Tables





Responsive Tables

```
<div role="region" aria-labelledby="Caption01" tabindex="0">  
  <table>[...]</table>  
</div>
```



Responsive Tables

```
[role="region"][aria-labelledby][tabindex] {  
  overflow: auto;  
}
```

```
[role="region"][aria-labelledby][tabindex]:focus {  
  outline: .1em solid rgba(0,0,0,.1);  
}
```



Lorem ipsum dolor sit amet, consectetur adipiscing elit. Cras vel massa est. In interdum euismod massa, et congue tellus ullamcorper id. Cras ipsum risus, cursus vel porttitor a, aliquam at mi. Phasellus faucibus feugiat leo ac porttitor. For the post [Under-Engineered Responsive Tables](#).

Books in a Scrolling Container

Author	Title	Year	ISBN-13
Miguel De Cervantes	<i>The Ingenious Gentleman Don Quixote of La Mancha</i>	1605	9783125
Gabrielle-Suzanne Barbot de Villeneuve	<i>La Belle et la Bête</i>	1740	9781910
Sir Isaac Newton	<i>The Method of Fluxions and Infinite Series: With Its Application to the Geometry of Curve-lines</i>	1763	9781330
Mary Shelley	<i>Frankenstein; or, The Modern Prometheus</i>	1818	9781530
Herman Melville	<i>Moby-Dick; or, The Whale</i>	1851	9781530
Emma Dorothy Eliza Nevitte Southworth	<i>The Hidden Hand</i>	1888	9780813
F. Scott Fitzgerald	<i>The Great Gatsby</i>	1925	9780743
George Orwell	<i>Nineteen Eighty-Four</i>	1948	9780451
Nnedi Okorafor	<i>Who Fears Death</i>	2010	9780756

Pressed Keys

Responsive Tables

Donec convallis sodales risus ut lobortis. Donec egestas tincidunt sem



Responsive Tables

- Why the keyboard affordances?
 - Only Firefox focuses a scrolling area
 - Chromium, Safari do not
 - Chromium users would need caret browsing
- So we add tabindex for keyboard users
- And then ARIA to avoid confusing screen reader users
- Also, not spatial navigation



Un-Responsive Tables: Firefox

CodePen - Caret Table

https://cdpn.io/pen/debug/bGLrYBo/36abba5d798a1a

Navigating a Scrolling Container

The text in the table is large (200%) to try to force the horizontal scroll. If you still see no scroll bar on the table container, make your window smaller.

Cursor landing spot: Does Nothing

This text field is here solely so you can give it focus, which is explained in the post.

Books in a Scrolling Container

Author	Title	Year	IS
Miguel De Cervantes	<i>The Ingenious Gentleman Don Quixote of La Mancha</i>	1605	97
Gabrielle-Suzanne Barbot de Villeneuve	<i>La Belle et la Bête</i>	1740	97
Sir Isaac Newton	<i>The Method of Fluxions and Infinite Series: With Its</i>	1763	97

Pressed Keys



Un-Responsive Tables: Chromium Caretting

A screenshot of a Chromium browser window displaying a CodePen demo. The browser's address bar shows the URL 'https://cdpn.io/pen/debug/bGLrYBo/36abba5d798a1a22b06031...'. The page title is 'CodePen - Caret Table'. The main content area has a heading 'Navigating a Scrolling Container' and a paragraph explaining that the text in the table is large (200%) to force horizontal scrolling. Below this is a text field with the value 'Does Nothing'. The table below is titled 'Books in a Scrolling Container' and has four columns: Author, Title, Year, and ISBN. The table content is as follows:

Author	Title	Year	ISBN
Miguel De Cervantes	<i>The Ingenious Gentleman Don Quixote of La Mancha</i>	1605	978...
Gabrielle-Suzanne Barbot de Villeneuve	<i>La Belle et la Bête</i>	1740	978...
Sir Isaac Newton	<i>The Method of Fluxions and Infinite Series: With Its</i>	1763	978...

A dark grey tooltip box with the text 'Pressed Keys' is overlaid on the bottom right of the table.



Un-Responsive Tables: Safari MouseKeys

cdpn.io/pen/debug/bGLrYBo/36abba5d798a1a22b

Navigating a Scrolling Container

The text in the table is large (200%) to try to force the horizontal scroll. If you still see no scroll bar on the table container, make your window smaller.

Cursor landing spot: This text field is here solely so you can give it focus, which is explained in the post.

Books in a Scrolling Container

Author	Title	Year	IS
Miguel De Cervantes	<i>The Ingenious Gentleman Don Quixote of La Mancha</i>	1605	9
Gabrielle-Suzanne Barbot de Villeneuve	<i>La Belle et la Bête</i>	1740	9
Sir Isaac Newton	<i>The Method of Fluxions and Infinite Series: With Its</i>	1763	9

Pressed Keys

#WCBUF 2023

Wrap-up





Wrap-up
rosel.li/WCBUF23





Under-Engineered Patterns

#WCBUF 2023